

A study of the appearance of tau neutrinos from a gamma ray burst by detecting their horizontal electromagnetic showers

Nayantara Gupta ¹

*Department of Theoretical Physics,
Indian Association for the Cultivation of Science,
Jadavpur, Kolkata 700 032, INDIA.*

Abstract

We explore the possibility of detecting horizontal electromagnetic showers of tau neutrinos from individual gamma ray bursts, in large scale detectors like HiRes and Telescope Array. We study the role of the parameters of a gamma ray burst in determining the expected number of tau events from that burst. The horizontal beam of tau leptons produce visible signals in the atmosphere. We find that there is a slim chance of observing tau lepton appearances from GRBs with Telescope Array. The number of signals is strongly dependent on the Lorentz factor Γ , redshift z of a GRB, energy emitted in muon neutrinos and antineutrinos $E_{\nu,HE}$ and also on some other parameters of a GRB. It is possible to understand neutrino oscillations in astrophysical neutrinos and the mechanism or model of neutrino production inside a GRB by detection or non detection of tau lepton signals from it.

PACS numbers: 98.70.Sa,98.70.Rz

¹bunkagupta@yahoo.com

1 Introduction

The very high energy muon and electron neutrinos produced inside an astrophysical source cannot pass through the matter of Earth due to their interaction with the matter of Earth and produce signals in a detector on Earth's surface. The very high energy upward going muon and electron neutrinos are shadowed by Earth. However, very high energy tau neutrinos can penetrate the Earth to some extent. In models of neutrino production from proton acceleration inside an astrophysical source the intrinsically produced tau neutrino flux is expected to be very small. But tau neutrinos can be generated by vacuum flavour oscillations of muon neutrinos. There is a possibility of investigating the appearance of tau neutrinos from an astrophysical source of very high energy muon neutrinos by detecting these tau neutrinos. The expected number of events from upward going high energy tau neutrinos of a gamma ray burst in a muon detector has been calculated in [1].

The suggestion of detecting tau neutrino interaction through the shower induced by tau lepton decay in the atmosphere is given in [2, 3]. If the neutrinos are passing through the surface of Earth almost horizontally the charged leptons produced by them are also emitted in the horizontal direction. The electrons produced from a very high energy horizontal beam of electron neutrinos do not escape the matter of Earth. The muons produced from very high energy muon neutrinos by their interaction with the matter of Earth do not produce visible signals in the atmosphere as the electromagnetic halo that surrounds very high energy muons does not spread enough in space to produce detectable signals in arrays of detectors separated by distances of the order of a kilometer. The tau leptons produced from very high energy tau neutrinos are capable of producing clear signals if they decay above the detector [4, 5]. However, the detectability of the visible signals from high energy tau neutrinos depends on the detector geometry [4]. We need an almost horizontal beam of high energy tau neutrinos from the source and the neutrino energies as well as the distances between the point of interactions and the detector must match to satisfy the condition of observing tau decays with ground level fluorescence detectors. In [4] they have shown that 90% of the detectable signal in Auger detector comes from upward going tau neutrinos. In this case the interactions occur in the ground all around the array. The downward going tau neutrinos interact in the mountains surrounding the array and generate 10% of the detectable signal. In [6] they have discussed how Telescope Array can explore very high energy cosmic neutrinos by detecting the earth-skimming tau leptons using a large array of bright and wide field-of-view fluorescence telescopes.

At present there are several models which have been proposed to explain the occurrence of a GRB. There are suggestions that a GRB may evolve from a merger of a binary system of compact objects. This binary system may include two neutron

stars [7], a neutron star and a black hole [8], a black hole and a Helium star or a white dwarf [9, 10]. A short duration GRB may originate from the merging of two neutron stars or from the merger of a black hole and a neutron star. Collapsars, helium mergers and white dwarf-black hole binary mergers may give birth to long duration GRBs. When a black hole is created and accretion at a rapid rate from the surrounding accretion disk feeds a strong relativistic jet in the polar regions, a GRB can arise [11, 12]. In [13] the authors have suggested a scenario in which a supramassive neutron star loses so much angular momentum that centrifugal support against self-gravity becomes impossible, and as a result the star implodes to a black hole. The supernova explosion in which a supramassive neutron star is formed sweeps the medium surrounding the remnant, and the quickly spinning remnant loses energy through magnetic dipole radiation at a rate exceeding its Eddington luminosity by four orders of magnitude. Occasionally this model may produce quickly decaying or non-detectable afterglows. This is called the supranova model for gamma-ray bursts. All of the GRB models discussed here produce fireballs. The crucial point of the fireball model is that it channels a large explosion energy ($> 10^{53} \text{erg}$) with small baryon contamination [14]. In the environment provided by the supranova model of GRBs [13] the baryon contamination is less compared to that provided by the collapsar/hypernova model of GRBs.

The observed spectrum of GRBs and their afterglows are well described by the synchrotron and inverse Compton emission of relativistic electrons [15]. It is better studied during the afterglow stage, where we have broad band observations. Within the fireball model, both the GRBs and its afterglows are due to the deceleration of a relativistic flow. If there are also relativistic protons in the fireball their interaction with the low energy photons may generate high energy neutrinos. Protons can be shock accelerated to energies 10^{21} eV by the Fermi mechanism and they may interact with the photons of the fireball to produce pions which will subsequently decay to produce neutrinos [16]. In this work we restrict ourselves only to the fireball model and production of neutrinos from photo-pions.

The association of GRBs with the production of ultra high energy cosmic rays above the GZK cutoff can not be ruled out yet [17]. In the future HiRes [18], AGASA (*Akeno Giant Air Shower Array*) [19], Auger Observatory [20], Telescope Array [6] etc. would detect more ultra high energy cosmic ray events and help us to reveal the unknown facts behind their origin and propagation.

For a point source like an individual gamma ray burst the nadir angle at which it will be observed from Earth is fixed at a particular instant of time. Gamma ray bursts are generally of a few seconds durations and therefore the position of a burst with respect to an observer on Earth will not change significantly during the burst. We

can expect to detect horizontal electromagnetic showers on Earth from tau neutrinos of a gamma ray burst if the burst takes place near the horizon.

The detection of visible signals from horizontal showers of tau neutrinos from a GRB with a ground array of detectors is not possible unless the burst happens on the night sky and the tau neutrinos are observed within 5° from the horizon. A tau lepton emerging at an angle more than 0.3 rad above the horizon would not produce an observable shower at ground level [4].

We carry out a study on the detectability of horizontal tau neutrino showers from individual gamma ray bursts in the present work. The dependence of the number of visible tau neutrino events on the GRB parameters has been explored. The advantage of doing this study is that one can estimate the expected number of such events for a future burst from the figures of our present work.

2 The parameters of a GRB in the fireball model and the neutrino spectrum from a GRB

Observations imply that GRBs are produced by the dissipation of the kinetic energy of a highly relativistic fireball. Protons accelerated to high energies in the fireball lose energy through photo-meson interaction with the fireball photons. The photo-mesons produced by proton photon interaction can subsequently decay to neutrinos. We define the luminosity of this photon radiation from a GRB by L_γ . Current models of GRBs like the collapsar or hypernova model are capable of producing total energy outputs of the order of 10^{53} erg to 10^{54} erg . However, only a few percent of this energy may be actually available to accelerate ultra high energy protons and subsequently, about 10% of the accelerated proton energies will be transferred to the muon neutrinos and antineutrinos. In this section we will from time to time refer to three reference frames, (1) wind rest frame, which is the rest frame of the relativistic wind moving with Lorentz factor Γ . (2) observer's rest frame, in which ultrarelativistic outflow moves with an average Lorentz factor Γ and (3) the reference frame of the observer on Earth, in which the effects of light travel come into play.

The total energy emitted by a GRB in muon neutrino and antineutrino emission is denoted by $E_{\nu,HE}$ in the observer's rest frame, its redshift by z and its Lorentz factor by Γ . The photon spectrum break energy in MeV is $E_{\gamma,MeV}^b$ and the variability time of the source is t_v seconds in the observer's rest frame, which is without the correction due to redshift of the source. ϵ_e is the fraction of proton's shock thermal energy transformed to electrons and ϵ_B is the fraction of proton's shock thermal energy carried by magnetic field in the fireball model [21].

The maximum cutoff energy of the muon neutrino spectrum is $E_{\nu,max}$ at the source

in the observer's rest frame. The observed maximum cutoff energy of the muon neutrino spectrum on Earth is $E_{\nu max,ob} = E_{\nu max}/(1. + z)$, where z is the redshift of the GRB. Protons can be accelerated by the Fermi Mechanism to energies $10^{21}eV$ [22] inside a fireball and about 10% of that energy gets transmitted to the secondary muon neutrinos and antineutrinos. Hence we can assume $E_{\nu max}$ to be $10^{11}GeV$. If the Lorentz factor variability within the wind is significant, internal shocks would reconvert a substantial part of the kinetic energy to internal energy. The internal energy may then be radiated as γ -rays by synchrotron and inverse Compton emission of shock-accelerated electrons. The internal shocks are expected to be mildly relativistic in the wind rest frame. This is due to the fact that the allowed range of shell Lorentz factors is 10^2 to 10^3 , implying that the Lorentz factors associated with the relative velocities are not very large.

The observed photon spectrum on Earth from a GRB can be expressed as a broken power law. The data obtained by BATSE (Burst and Transient Source Experiment) can be fitted using the parametrisation given by eqn.(1).

$$\frac{dn_{\gamma}}{d\epsilon_{\gamma,ob}} \propto \begin{cases} \epsilon_{\gamma,ob}^{-\alpha-1} & \epsilon_{\gamma,ob} < \epsilon_{\gamma,ob}^b \\ \epsilon_{\gamma,ob}^{-\beta-1} & \epsilon_{\gamma,ob} > \epsilon_{\gamma,ob}^b \end{cases} \quad (1)$$

$\epsilon_{\gamma,ob}$ is the photon energy and $\epsilon_{\gamma,ob}^b$ is the break energy of the photon spectrum as measured on Earth. In analogy with the observed photon spectrum from a GRB the neutrino spectrum from that GRB is expressed below including the effect of energy loss via synchrotron emission by the highest energy pions [23]. The neutrino spectrum in the observer's rest frame is given below.

$$E_{\nu}^2 \frac{dN_{\nu}}{dE_{\nu}} \propto \begin{cases} (E_{\nu}/E_{\nu}^b)^{\beta} & E_{\nu} < E_{\nu}^b \\ (E_{\nu}/E_{\nu}^b)^{\alpha} & E_{\nu}^b < E_{\nu} < E_{\nu}^s \\ (E_{\nu}/E_{\nu}^b)^{\alpha} (E_{\nu}/E_{\nu}^s)^{-2} & E_{\nu} > E_{\nu}^s \end{cases} \quad (2)$$

In the observer's rest frame there is a threshold energy for pion production in proton-photon interaction. For the energy of the proton-photon interaction to exceed the threshold energy for the Δ resonance, the proton energy in the observer's rest frame must satisfy the condition,

$$E_p^b \geq (1.4/\epsilon_{\gamma,MeV}^b)\Gamma_{2.5}^2 \times 10^7 GeV \quad (3)$$

From the expression of proton break energy one can obtain the neutrino spectrum break energy. We assume that on the average 20% of the initial proton energy is transformed to the produced pion. We also assume that the four final state leptons produced in the decay chain $\pi^+ \rightarrow \nu_{\mu}\mu^+ \rightarrow \nu_{\mu}e^+\nu_e\bar{\nu}_{\mu}$ equally share the pion energy. Then the expression for neutrino spectrum break energy in the observer's rest frame is as follows

$$E_\nu^b = 7 \times 10^5 \frac{\Gamma_{2.5}^2}{\epsilon_{\gamma, MeV}^b} GeV. \quad (4)$$

where, $\Gamma_{2.5} = \Gamma/10^{2.5}$. It is assumed that the wind luminosity carried by internal plasma energy L_{int} , is related to the observed γ -ray luminosity through $L_{int} = L_\gamma/\epsilon_e$. This assumption is justified because the electron synchrotron cooling time is short compared to the wind expansion time and hence electrons loose all their energy radiatively.

The expression for photon spectral break energy is

$$\epsilon_{\gamma, MeV}^b \approx \epsilon_B^{1/2} \epsilon_e^{3/2} \frac{L_{\gamma, 52}^{1/2}}{\Gamma_{2.5}^2 t_{v, -2}} \quad (5)$$

Details of the steps leading to the above expression can be looked up in [22]. Although at present there is no theory that allows the determination of the values of the equipartition fractions ϵ_e and ϵ_B , one can see from eqn.(5) that fractions not far below unity are required to explain the observed spectrum of γ -rays from GRBs. The highest energy pions may lose some energy via synchrotron emission before decaying, thus reducing the energy of the decay neutrinos. This effect becomes important when the pion lifetime becomes comparable to the synchrotron loss time. One can compare the synchrotron loss time with the time over which pions decay.

In eqn.(2) E_ν^s is the neutrino energy above which the synchrotron energy loss of the high energy pions which have decayed to generate the neutrinos becomes important. Assuming that a neutrino or an antineutrino takes only one fourth of the pion energy one can write down the expression for E_ν^s .

$$E_\nu^s = 10^8 \epsilon_e^{1/2} \epsilon_B^{-1/2} L_{\gamma, 52}^{-1/2} \Gamma_{2.5}^4 t_{v, -2} GeV \quad (6)$$

A detailed derivation of the above expression could be seen in [23]. The spectrum of muon neutrino and antineutrino from a GRB can be normalised using the information of the total energy emitted by that GRB in muon neutrino and antineutrino emissions ($E_{\nu, HE}$).

$$E_{\nu, HE} = \int_{E_{\nu min}}^{E_{\nu max}} E_\nu \frac{dN_\nu}{dE_\nu} dE_\nu \quad (7)$$

In our case the minimum neutrino energy $E_{\nu min}$ is much less than the neutrino spectrum break energy E_ν^b . We assume that a GRB at a redshift of z is emitting neutrinos isotropically to obtain the expected number of neutrinos on Earth from that GRB. The observed number of muon neutrinos and antineutrinos on Earth per unit area of

the surface of Earth and unit energy at observed energy $E_{\nu obs}$ is

$$\frac{dM_{\nu obs}}{dE_{\nu obs}} = \frac{dN_{\nu}}{dE_{\nu}} \frac{1}{4\pi d^2(z)} (1+z). \quad (8)$$

$d(z)$ is the comoving radial coordinate distance of the source. In a spatially flat universe we calculate the comoving distance of a source using $\Omega_{\Lambda} = 0.73$, $\Omega_m = 0.27$ and $H_o = 71 kmsec^{-1} Mpc^{-1}$ from [24].

If the fireball is not spherically symmetric and emits particles in a cone, then that cone may face towards or away from the direction of Earth. If the emissions from a GRB are not towards Earth we will not detect any signal from it. Suppose a jet-like fireball facing towards Earth has a jet opening angle ϕ_{jet} . We denote the source size by r . The fireball is expanding relativistically. The time required for significant source expansion corresponds to a comoving time $t_{co} \sim r/c\Gamma$. One can see [22] for discussions on fireball geometry for a jet-like fireball. The linear size of causally connected regions is $ct_{co} \sim r/\Gamma$ in the reference frame of the fireball, from which it follows that the angular size of the causally connected regions is $ct_{co}/r \sim \Gamma^{-1}$. As a result of relativistic beaming an observer can see only a limited portion of a GRB with angular size $\sim \Gamma^{-1}$. If the jet opening angle of a fireball, ϕ_{jet} is greater than Γ^{-1} then due to relativistic beaming of emission a distant observer cannot distinguish between a spherical fireball and a jet-like fireball. As long as Lorentz factor of the fireball Γ remains sufficiently large such that the wind is ultrarelativistic ($\Gamma \sim 300$) the expression obtained for the neutrino spectrum assuming a spherical fireball can also be used if the fireball is jet-like.

The relativistic beaming has two effects [25]. If the beaming factor is b then the energy emitted by a GRB is smaller by a factor of b than the energy emitted assuming an isotropic emission of energy. The second effect is that the actual GRB rate is larger than the observed GRB rate by a factor of b .

We ultimately want to know the tau neutrino spectrum from a GRB due to $\nu_{\mu} \rightarrow \nu_{\tau}$ oscillations. The probability of vacuum flavour oscillation from ν_{μ} to ν_{τ} is

$$Prob(\nu_{\mu} \rightarrow \nu_{\tau}) = \sin^2 2\theta \sin^2 \left(\frac{\delta m^2 L}{4E_{\nu}} \right). \quad (9)$$

where L is the distance the neutrinos travel from the source to the detector. Super-Kamiokande [26] results on GeV energy atmospheric neutrinos give us the following best fitted values for mass difference (δm^2) and mixing parameter ($\sin^2 2\theta$) for $\nu_{\mu} \rightarrow \nu_{\tau}$ oscillations.

$$\delta m^2 \approx 10^{-3} eV^2, \sin^2 2\theta \approx 1. \quad (10)$$

If the source is at a distance of a megaparsec to thousands of megaparsecs away from us the above expression of oscillation probability averages to about half for all relevant neutrino energies to be considered for detection.

If we denote the number of muon neutrinos by M_{ν_μ} and the number of tau neutrinos produced by oscillation of muon neutrinos by M_{ν_τ} . Then they are related as described below

$$M_{\nu_\tau} = M_{\nu_\mu} \times Prob(\nu_\mu \rightarrow \nu_\tau). \quad (11)$$

In this way we obtain the expected number of tau neutrinos from a GRB produced due to vacuum oscillations of muon neutrinos. Originally there were almost no tau neutrinos in the GRB compared to the number of muon and electron neutrinos. If we can detect tau neutrinos from a GRB by large scale experiments it will be a tau appearance experiment. Since they are very high energy tau neutrinos, they will preserve the directionality of the source.

3 The tau neutrino signals visible near the horizon of Earth

We follow the procedure discussed in [5] to calculate the number of tau neutrino signals in a ground array of detectors. The probability for a tau neutrino with energy E_ν which is coming from a direction of nadir angle θ to survive after travelling a distance X is

$$P_{surv,\nu_\tau} = exp \left[- \int_0^X \frac{dX'}{L_{CC}^\nu(E_{\nu_\tau}, \theta, X')} \right]. \quad (12)$$

In the above expression

$$L_{CC}^\nu(E_{\nu_\tau}, \theta, X) = [\sigma_{CC}^\nu(E_{\nu_\tau}) \rho[r(\theta, X)] N_A]^{-1}.$$

is the charge current interaction length. $\sigma_{CC}^\nu(E_{\nu_\tau})$ is the neutrino nucleon charge current interaction cross section. Here the interactions are

$$\nu_\tau(\bar{\nu}_\tau) + N(\text{nucleon}) \rightarrow \tau^-(\tau^+) + \text{anything}.$$

The tau neutrino interacts with a nucleon in the matter of Earth. $\rho(r)$ is the density of Earth at a distance of r from the center of the Earth, and $N_A = 6.022 \times 10^{23}$. The distance from the center of Earth is given by

$$r(\theta, X) = R_e^2 + X^2 - 2R_e X \cos \theta.$$

R_e the radius of the Earth is taken to be $\approx 6371km$. We only consider tau neutrinos with energy above $10^8 GeV$. For $E_{\nu_\tau} \gtrsim 10^8 GeV$ the charge current cross sections for ν_τ and $\bar{\nu}_\tau$ are virtually identical.

The probability for a tau lepton production from a tau neutrino in a distance between X and $X + dX$ is $dX/L_{CC}^\nu(E_{\nu_\tau}, \theta, X)$. We are interested only in tau leptons which travel nearly horizontally so that they can decay in the atmosphere and produce visible signals in ground array detectors and therefore in our case the generation of tau leptons from tau neutrinos occur near Earth's surface where Earth's density is $\rho_s = 2.65 gm/cm^3$. The differential probability of conversion for tau neutrinos to tau leptons can be expressed as

$$dP_{conv} = \frac{dX}{L_{CCs}^\nu(E_{\nu_\tau})}. \quad (13)$$

The expression for charge current interaction length gets simplified in this case because the tau neutrino beam is passing the surface of Earth almost horizontally. $L_{CCs}^\nu(E_{\nu_\tau}) = [\sigma_{CC}^\nu(E_{\nu_\tau})\rho_s N_A]^{-1}$.

In our calculation we have used the result from [27] that the tau leptons take 80% of the tau neutrino energy. A charged tau lepton loses energy as it moves through the Earth. The energy loss rate can be parametrised as

$$dE_\tau/dX = -(\alpha_\tau + \beta_\tau E_\tau)\rho[r(\theta, X)] \quad (14)$$

The above equation parametrises lepton energy loss through bremsstrahlung, pair production, and photonuclear interactions under the assumption of uniform energy loss. Here $\beta_\tau \approx 0.8 \times 10^{-6} cm^2/gm$ [28] and the effect of α_τ at these neutrino energies is negligible. The probability of survival for a charged lepton which is losing energy at the rate described above is

$$dP_{surv,\tau}/dX = -P_{surv,\tau}/(ct_\tau E_\tau/m_\tau). \quad (15)$$

In the above expression t_τ and m_τ are the lifetime and mass of tau lepton respectively, c is the speed of light. Solving eqn.(14) and (15) one gets the expression of survival probability of a tau lepton assuming a constant density ρ_s of the surface of Earth.

$$P_{surv,\tau} = exp \left[\frac{m_\tau}{ct_\tau \beta_\tau \rho_s} \left(\frac{1}{0.8 E_{\nu_\tau}} - \frac{1}{E_\tau} \right) \right] \quad (16)$$

In the above expression, we have used the values of lifetime of a tau lepton $t_\tau = 2.96 \times 10^{-13} sec$ and mass of a tau lepton $m_\tau = 1.777 GeV$. A tau lepton, produced from a tau neutrino of energy E_{ν_τ} at a distance of X' after the tau neutrino enters

the Earth, loses energy and then exits the surface of Earth with an energy E_τ . The condition of consistency of the exit energy of a tau lepton with its original energy and location gives

$$P_{cond} = \delta(E_\tau - 0.8E_{\nu_\tau}e^{-\beta_\tau\rho_s(2R_e \cos\theta - X')}). \quad (17)$$

In writing the above expression the Earth's surface has been assumed to have a constant density ρ_s . θ is the nadir angle at which the neutrino is coming to Earth. The combined effect of all the probabilities described in equations (12),(13),(16) and (17) can be written as

$$K(E_{\nu_\tau}, \theta; E_\tau) = \int_0^{2R_e \cos\theta} P_{surv,\nu_\tau} P_{conv} P_{surv,\tau} P_{cond} dX. \quad (18)$$

The range of a tau lepton in Earth is far less than the typical interaction length of a neutrino and therefore the kernel described above is dominated by the contribution from $X \approx 2R_e \cos\theta$. In equation (12) X is replaced by $2R_e \cos\theta$. The expression in equation(17) can be simplified after doing the integration in X using $\int dX \delta[h(X)] = |dh/dX|_{h=0}^{-1}$.

$$K(E_{\nu_\tau}, \theta; E_\tau) \approx \frac{1}{L_{CCs}^\nu(E_{\nu_\tau})} e^{-\int_0^{2R_e \cos\theta} dX' / [L_{CC}^\nu(E_{\nu_\tau}, \theta, X')]} \times \exp \left[\frac{m_\tau}{ct_\tau \beta_\tau \rho_s} \left(\frac{1}{0.8E_{\nu_\tau}} - \frac{1}{E_\tau} \right) \right] \frac{1}{E_\tau \beta_\tau \rho_s}. \quad (19)$$

We fold this kernel with the tau neutrino spectrum on Earth and the aperture of the detector to calculate the number of tau lepton events or signals in the detector.

$$M_\tau = \int dE_{\nu_\tau} dE_\tau \frac{dM_{\nu_\tau}}{dE_{\nu_\tau}} K(E_{\nu_\tau}, \theta, E_\tau) (A\Omega)_{eff} \quad (20)$$

We integrate over tau neutrino energies from $10^8 GeV$ to $10^{11} GeV$ to calculate the number of visible tau events in the atmosphere. The signal from an electromagnetic shower competes with the background noise from the night sky. It is possible to calculate the energy required for an electromagnetic shower to be detectable by considering the signal to noise ratio in individual photomultiplier tubes. The effective apertures for earth-skimming tau leptons for HiRes and Telescope Array are given in [5]. These apertures are calculated for diffuse sources of tau leptons (these tau leptons are coming from all directions). The apertures are expressed in units of $km^2 sr$.

However, in our work we consider individual GRBs as the source of neutrinos and therefore the effective apertures given in [5] have to be modified to use them for a point source. The point source would be observable only if it is in the field of view of the detector and not otherwise. The azimuthal angular coverage for HiRes is nearly 360°

[18] and for Telescope Array also it is 360° [29], which means that tau leptons coming from directions covering 360° will be detectable by HiRes and Telescope Array. But only those tau leptons which travel within 0.3 rad from the surface of the Earth will produce visible signals in the atmosphere. So tau signals which are coming within $360^\circ \times (0.3/\pi)180^\circ$ to HiRes or Telescope Array will be detectable by them.

Dividing the effective apertures given in [5] by the solid angle covered by these detectors for detecting high energy τ leptons passing close to the surface of the Earth, we find the effective apertures for tau leptons produced from neutrinos emitted by ‘point’ sources.

4 Results and Discussions

We have calculated the expected number of tau neutrino events from individual GRBs for detectors like HiRes and Telescope Array. These tau neutrinos are coming to the detectors almost horizontally and producing visible signals in the atmosphere. In the present work we have assumed that the burst is occurring at a nadir angle of $\theta = 89^\circ$ and we have considered the neutrinos which have energies from $10^8 GeV$ to $10^{11} GeV$ to calculate the total number of expected tau events from the GRB.

Each ground array of detectors has a duty cycle. Each GRB is usually of a few seconds duration. Only those bursts whose occurrence near the horizon coincides with the requirement of clear moonless nights for fluorescence detection will be detectable by the detectors.

In Figure 1 we plot the expected number of tau neutrinos from a GRB in a generic detector of $1 km^2$ area. One should note that this figure does not show results for HiRes or Telescope Array. While plotting the number of tau neutrinos against the Lorentz factor Γ of the GRB, we have varied the threshold energy of the detector. We have assumed that $\alpha = 0.01, \beta = 1.2, z = 0.5, E_{\nu, HE} = 10^{51} erg$. The GRB is assumed to occur at nadir angle of 89° . The tau neutrino spectrum is described by three functional forms in three ranges of energies in eq.2 of our text. If the threshold energy of the detector is above the neutrino break energy E_ν^b then the first part of the spectrum does not contribute to the total number of tau neutrinos. The break energies of the neutrino spectrum are proportional to $\Gamma_{2.5}^4$ and hence a slight change in Γ can produce significant changes in the break energies as well as in the number of tau neutrinos. This is the reason why there is an extreme jump in the number of tau signals for $E_{th} = 10^8 GeV$ when it is displayed as a function of Γ .

In Figure 2 we have plotted the expected number visible tau signals against Lorentz factor of a GRB for HiRes detector. The burst is assumed to be occur-

ing at a nadir angle $\theta = 89^\circ$. We assume that the burst is occurring at $z = 0.5$ and the total energy emitted by the GRB in muon neutrinos and muon antineutrinos is $E_{\nu,HE} = 10^{51} \text{erg}$. The luminosity of the burst is $L_\gamma = 10^{51} \text{erg/sec}$ and the spectral indices of the photon spectrum are $\alpha = 0.01$ and $\beta = 1.2$. The values of the equipartition parameters are assumed to be $\epsilon_e = 0.45$ and $\epsilon_B = 0.1$. The break energies of the neutrino spectrum E_ν^b and $E_{\nu,\bar{\nu}}^s$ are proportional to $\Gamma_{2.5}^4$. In the figure the changes in the shape of the visible tau spectrum are due to the changes in the break energies of the spectrum of neutrinos as we vary Γ . Also, the break energies vary linearly with the variability time t_v . As we increase Γ the number of signals initially increase and after reaching a peak value it falls down. The effect of the variation in t_v on the number of visible tau lepton signals is also shown.

The redshift of a GRB has also an important role in determining the number of signals from that GRB. Figure 3 shows how the number of visible signals from a GRB falls down drastically as the distance of the GRB from us increases. We have assumed $\alpha = -0.3$ and considered three cases $\beta = 1.2, 1.5$ and 2 . The Lorentz factor Γ of the GRB is assumed to be 300 . The total energy emitted in muon neutrinos and antineutrinos is $E_{\nu,HE} = 10^{51} \text{erg}$ and $L_\gamma = 10^{51} \text{erg/sec}$ as in Figure 1.

The next figure shows the role of α in determining the number of visible tau signals in HiRes. Comparing Figure 3 and 4 we find that the variation in number of tau signals is more due to the variation in the value of α than due to the variation in the value of β .

In Figure 5 we observe the dependence of the number of tau signals on the equipartition parameters ϵ_e and ϵ_B . The equipartition parameters enter in the expressions of break energies of the neutrino spectrum. The variation in the number of visible tau signals is more due to the variation in the value of ϵ_e than due to the variation in the value of ϵ_B because the neutrino spectrum break energy E_ν^b is proportional to $\epsilon_e^{-3/2}$ and $\epsilon_B^{-1/2}$.

In Figure 6 and 7 we have calculated the number of visible tau signals expected to be detected by Telescope Array. Here we have assumed 11 and 2 detectors for Telescope Array and HiRes respectively as in [5]. In Figure 7 as we vary L_γ , the break energies of the neutrino spectrum change and it is reflected in the number of visible tau lepton signals from the GRB.

The number of tau lepton signals increases linearly with an increase in $E_{\nu,HE}$.

Since most of the GRBs occur at high redshifts ($z > 0.5$), from Figure.3 it can be seen that there is almost no chance of observing visible tau signals near the horizon with HiRes detector. However, there is a possibility of detecting these signals from

GRBs with the Telescope Array detector. If the GRB has a Lorentz factor about 300, it emits energy in neutrinos of the order of 10^{51}erg , we would expect to detect tau signals from it with Telescope Array even if it occurs at a redshift of about 0.5.

But the important point is that the geometrical configuration to produce a visible tau signal must be met. The neutrinos should come to the detector from the source almost in a horizontal direction and the leptons would decay in the atmosphere to produce visible signals.

We can study neutrino oscillations in astrophysical neutrinos, production of ultra high energy cosmic rays by GRBs and verify models of high energy neutrino production inside a GRB, if we can detect visible tau signals from a GRB by Telescope Array or other similar detectors in future.

5 Conclusions

Our calculations show that HiRes is not capable of detecting visible tau signals at a nadir angle of 89° from a GRB of Lorentz factor 300 even at a redshift of 0.2, which is emitting energy in neutrinos of the order of 10^{51}erg . If the burst is occurring at redshift $z = 0.5$, emitting energy 10^{51}erg in neutrino emissions and its Γ is 300, it should be able to produce an observable tau lepton signal in the Telescope Array detector. The number of tau signals depends on the Lorentz factor of the GRB Γ , the redshift z of the GRB, energy emitted in neutrinos $E_{\nu, HE}$, variability time t_v , photon luminosity L_γ , equipartition parameters ϵ_e , ϵ_B and also on the photon spectral indices. There is an opportunity of understanding neutrino oscillations in astrophysical neutrinos, production of ultra high energy cosmic rays by GRBs and models of high energy neutrino production inside a GRB by detecting visible tau signals from it.

6 Acknowledgment

The author wishes to thank J. L. Feng for helpful communication. A part of this work has been done during the author's visit to ICTP, Italy. The author is thankful to ICTP for hospitality and providing facilities for her research work.

References

- [1] N. Gupta, Phys. Lett. B **541**, 16 (2002).
- [2] D. Fargion, ApJ **570**, 909 (2002); and astro-ph/0101565, Vulcano DARK 2000 conference.
- [3] A. Letessier-Selvon, astro-ph/0009444.
- [4] X. Bertou, P. Billoir, O. Deligny, C. Lachaud and A. Letessier-Selvon, Astropart. Phys. **17**, 183 (2002).
- [5] J. L. Feng, P. Fisher, F. Wilczek and T. M. Yu, Phys. Rev. Lett. **88**, 161102 (2002).
- [6] M. Sasaki, Y. Asaoka and M. Jobashi, ICR-Report-484-2002-2.
- [7] D. Eichler et al., Nature **340**, 126 (1989).
- [8] R. Narayan, B. Paczyński and T. Piran, ApJ **395**, L83 (1992).
- [9] C. Fryer and S. E. Woosley, ApJ **502**, L9 (1998).
- [10] C. Fryer, S. E. Woosley and D. H. Hartmann, ApJ **526**, 152 (1999).
- [11] S. E. Woosley, ApJ **405**, 273 (1993).
- [12] B. Paczyński, ApJ **494**, 45 (1998).
- [13] M. Vietri and L. Stella, ApJ **507**, L45 (1998).
- [14] M. J. Rees and P. Mészáros, MNRAS, **258**, 41P (1992).
- [15] J. Granot, T. Piran and Re'em Sari, ApJL **534**, L163 (2000).
- [16] E. Waxman, J. N. Bahcall, Phys. Rev. Lett. **78**, 2292 (1997). E. Waxman, 2003, astro-ph/0303517, “*Supernovae and Gamma Ray Bursters*” ed. K. W. Weiler, *Lecture Notes in Physics, Springer Verlag* (in press).
- [17] M. Vietri, D. D. Marco, D. Guetta, astro-ph/0302144.
- [18] T. Abu-Zayyad et al., 2002, astro-ph/0208243.
- [19] M. Takeda et al., Phys. Rev. Lett. **81**, 1163 (1998).
- [20] The Pierre Auger Project Design Report, Fermilab (1995). www.auger.org.

- [21] D. Guetta, M. Spada and E. Waxman, ApJ **559**, 101 (2001).
- [22] E. Waxman, ICTP Summer School on Astroparticle Physics and Cosmology, Italy, June 2000 and VI Gleb Wataghin School on High Energy Phenomenology (UNICAMP, Campinas Brazil, July 2000),
- [23] D. Guetta, D. Hooper, J. Alvarez-Muñiz, F. Halzen and E. Reuveni astro-ph/0302524.
- [24] C. L. Bennett et al., 2003, astro-ph/0302207.
- [25] D. A. Frail et al., Astrophys. J. Lett. **562**, L55 (2001).
- [26] Super-Kamiokande Collaboration, Y. Fukuda et al. Phys. Rev. Lett **81**, 1562 (1998).
- [27] R. Gandhi, C. Quigg, M.H. Reno, and I. Sarcevic, Astropart. Phys. **5**, 81 (1996).
- [28] P. Lipari and T. Stanev, Phys. Rev. D **44**, 3543 (1991).
- [29] M. Sasaki et al., OG 4.5.15 26th ICRC, **5**, 397 (1999).

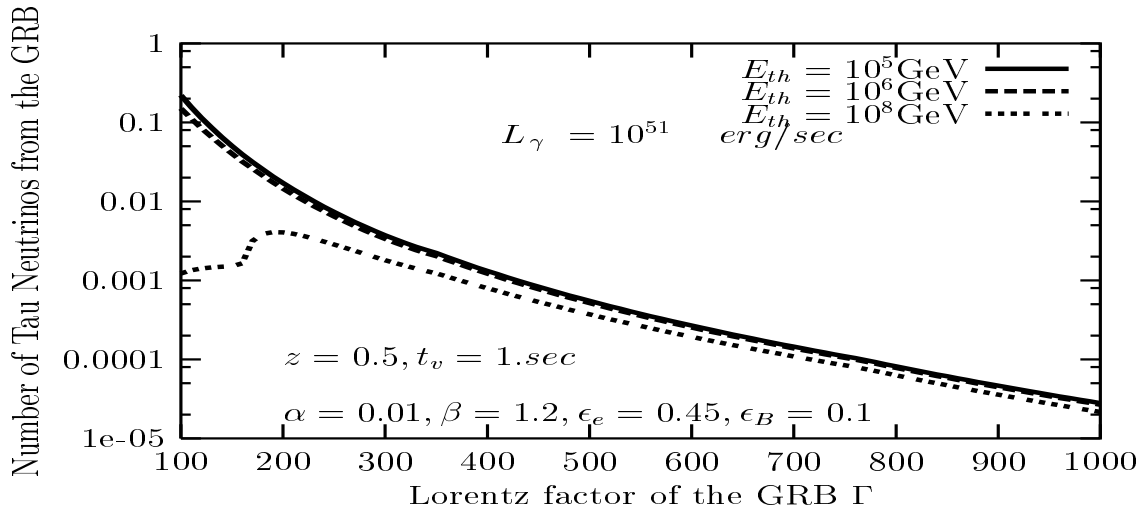


Figure 1: The expected number of tau neutrinos from a GRB in a detector of Km^2 area has been plotted against the Lorentz factor of that GRB. We have varied the threshold energy E_{th} of the detector to show how the number of tau neutrinos in the detector changes due to the change in the threshold energy of the detector. The GRB is observed at a nadir angle of 89° and at a redshift $z = 0.5$. We assume $\epsilon_e = 0.45$, $\epsilon_B = 0.1$ and $E_{\nu,HE} = 10^{51} \text{ erg}$.

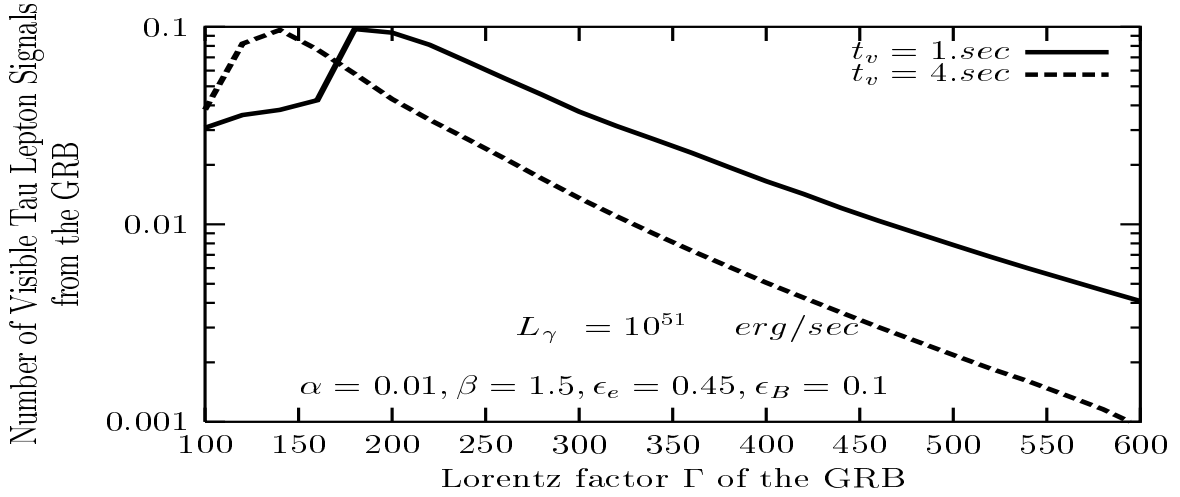


Figure 2: The expected number of visible tau lepton events from a GRB has been plotted against its Lorentz factor Γ for HiRes detector. The burst is assumed to occur at $\theta = 89^\circ$. The variability time of the GRB has been varied. We assume $z = 0.5$, $E_{\nu,HE} = 10^{51} \text{ erg}$, $L_\gamma = 10^{51} \text{ erg/sec}$, $\epsilon_e = 0.45$, $\epsilon_B = 0.1$, $\alpha = 0.01$ and $\beta = 1.5$.

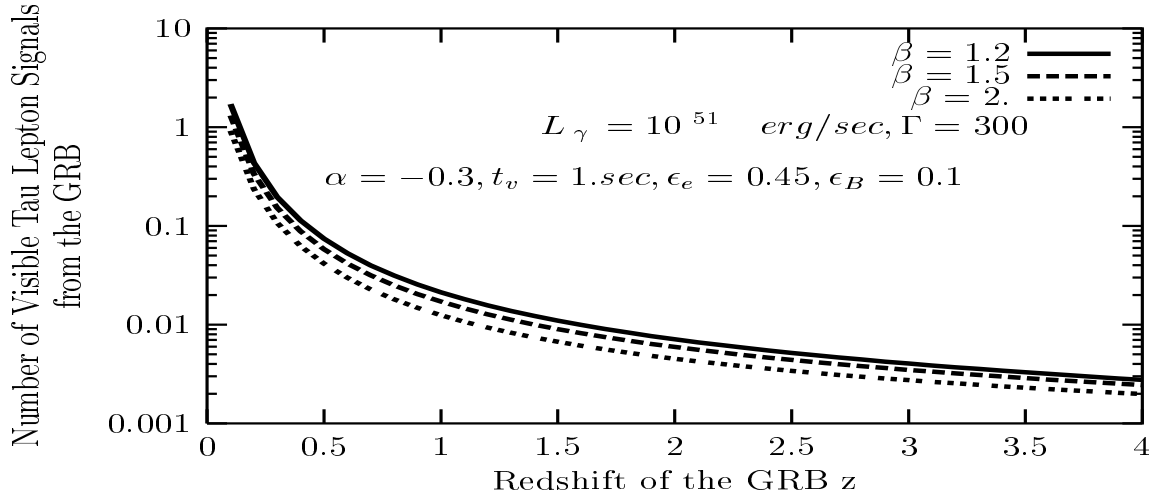


Figure 3: This figure shows how the expected number of visible tau lepton events falls of as we go to higher redshifts. The burst is assumed to be observed at a nadir angle of $\theta = 89^\circ$ with HiRes detector. Lorentz factor of the GRB is assumed to be $\Gamma = 300$. and total energy emitted by the GRB is $E_{\nu,HE} = 10^{51} \text{erg}$. We consider three values of β in our plot $\beta = 1.2, 1.5, 2$. We also assume $\alpha = -0.3, \epsilon_e = 0.45, \epsilon_B = 0.1, t_v = 1.\text{sec}$. The luminosity of the burst is assumed to be $L_\gamma = 10^{51} \text{erg/sec}$.

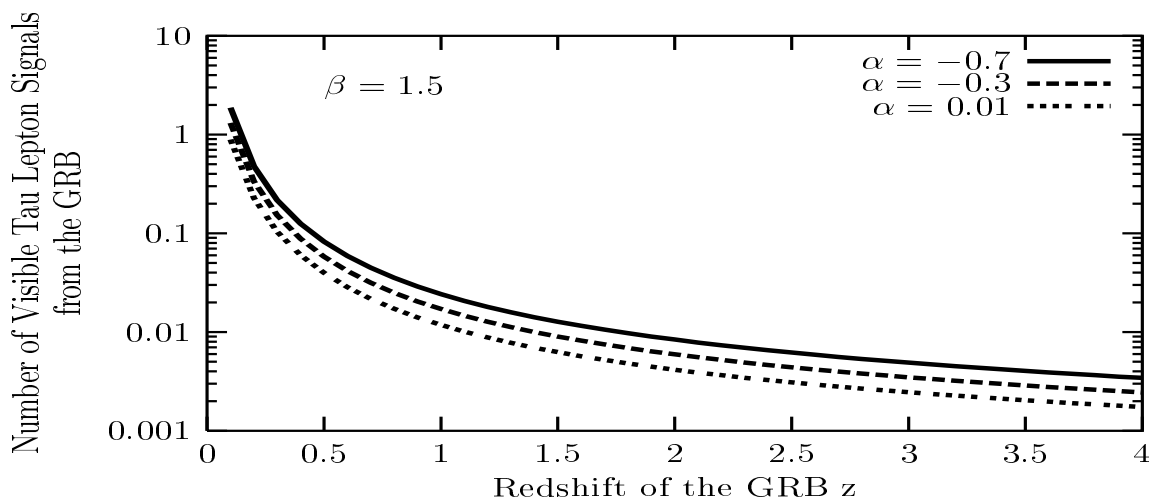


Figure 4: This figure is same as figure.3. The only difference is that in this case we assume $\beta = 1.5$ and we consider three cases $\alpha = -0.7, -0.3$ and 0.01 .

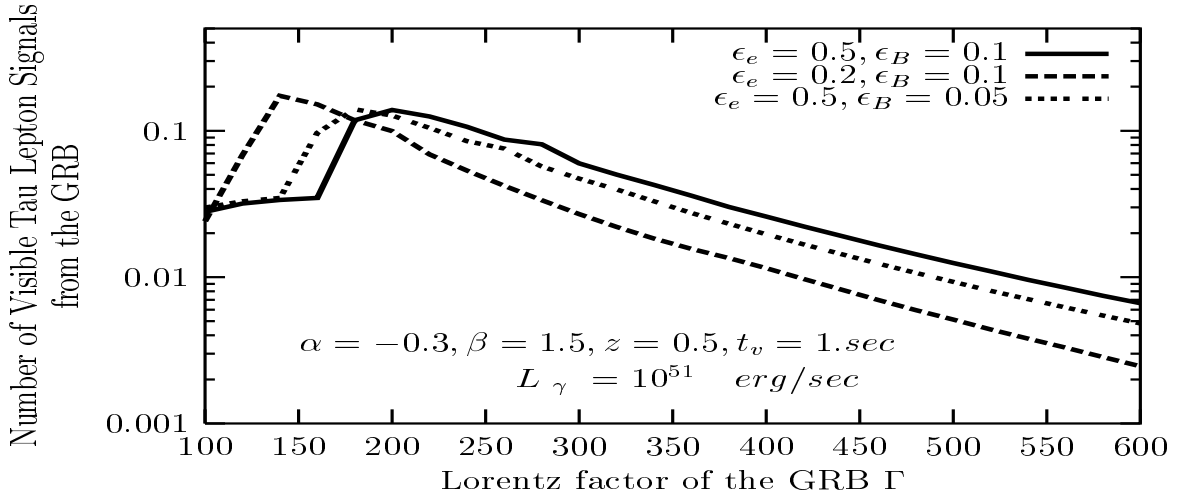


Figure 5: The expected number of visible tau signals has been plotted against Lorentz factor Γ of the GRB. The GRB is assumed to be observed at nadir angle $\theta = 89^\circ$ with HiRes. We assume redshift of the GRB is $z = 0.5$, the total energy emitted initially in muon neutrinos is $E_{\nu,HE} = 10^{51} \text{ erg}$ and $\alpha = -0.3, \beta = 1.5$. The variability time is assumed to be $t_v = 1.sec$.

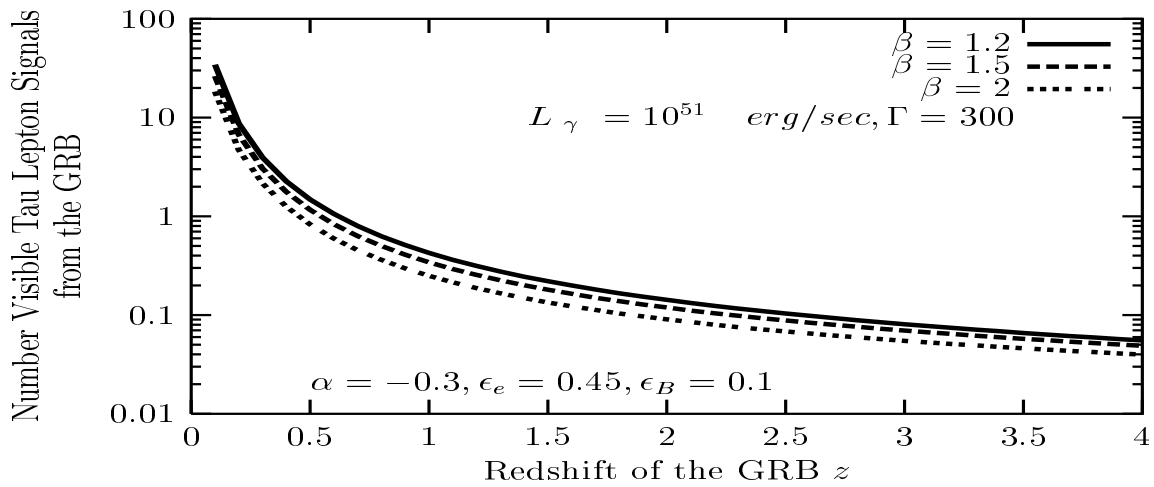


Figure 6: The expected number of visible tau lepton events in the atmosphere has been plotted for Telescope Array against redshift of the GRB. The burst is assumed to be observed near the horizon at nadir angle $\theta = 89^\circ$. We assume $\alpha = -0.3$, $\Gamma = 300.$, $E_{\nu,HE} = 10^{51} \text{erg}$, $t_v = 1.\text{sec}$, $\epsilon_e = 0.45$, $\epsilon_B = 0.1$ and $L_\gamma = 10^{51} \text{erg/sec}$

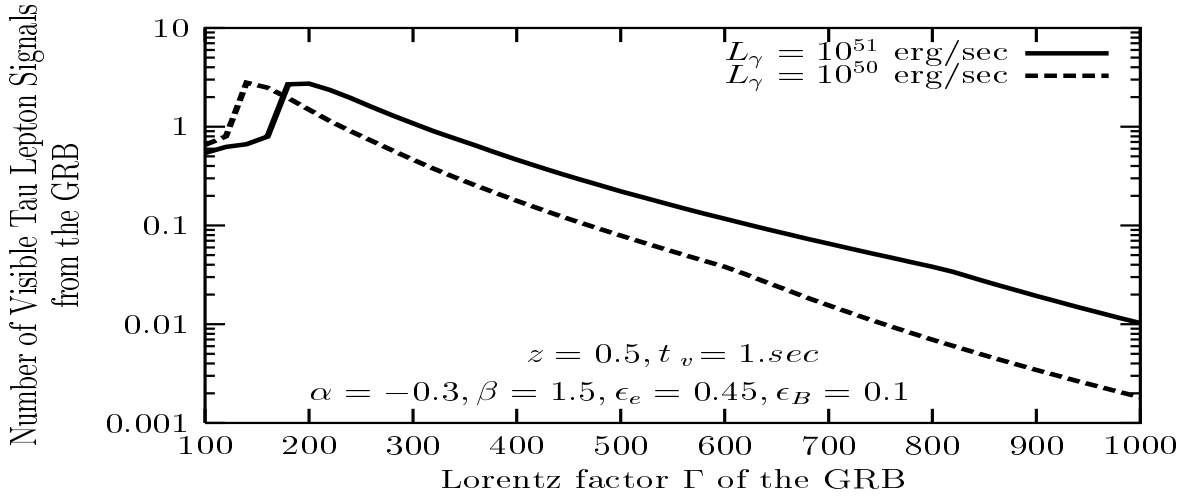


Figure 7: This figure shows the dependence of expected number of visible tau signals on the Lorentz factor of the GRB Γ . The burst is assumed to be observed at nadir angle $\theta = 89^\circ$ as earlier with Telescope Array. We consider two cases $L_\gamma = 10^{50} \text{ erg/sec}$ and $L_\gamma = 10^{51} \text{ erg/sec}$. The other parameters are $z = 0.5$, $E_{\nu,HE} = 10^{51} \text{ erg}$, $\alpha = -0.3$, $\beta = 1.5$, $t_v = 1. \text{sec}$, $\epsilon_e = 0.45$ and $\epsilon_B = 0.1$.